

Extrusion Coating Laminating Machine

WORLDLY INDUSTRIAL CO., LTD.

No.2, 7th Road, Taichung Industrial park, Taichung city, Taiwan 40755

TEL: 886-4-23599850 / 23599851

FAX: 886-4-23596625 / 23584485

E-mail: welead@ms17.hinet.net

sales@worldly.com.tw




<http://www.welead.com>

<http://www.worldly.com.tw>

CO-Extrusion Coating Laminating Machine

WCL Series



Mono Extrusion Coating Laminating Machine


WEL Series



Anchor coating unit
with high efficiency
drying nozzles



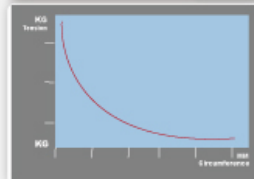
Corona Treater



Duplex turret unwinding
with auto splicer



Rewind taper tension function



Duplex turret sandwich
unwinder with auto splicer



Extrusion Unit &
Laminating Unit



Infedding & trimming unit



Main Control Cabinet



Specification

Model Machine	WEL Series	WCL Series	WEL-DT Series
Machine Type	Mono	Co-Extrusion	Tandem
Substrate	All kind of plastic film , Paper , Al foil		
Lamination Layers	2-3	2-5	2-9
Lamination Width	1000-2200mm		
Extrusion Materials	LDPE,LLDPE,M-LDPE,PP,EVA,EAA,Lononer,Surlyn,EVOH and others		
Lamination Thickness	0.010-0.06mm(10-60 micron)		
Machine Speed	Available range : 150 / 200 / 320 m/min		
Lamination Speed	Available range : 120 / 180 / 300 m/min		
Extrusion Oupput	Available range : 60-1000 kgs/hr		
Extruder			
Diameter of Screw	Available Size : Ø 60/ Ø90/ Ø100/ Ø120/ Ø150/Ø 180 mm		
Screw L/D Ration	32:1		
T-Die			
Width	1260-2400mm		
Coating Width	1000-2200mm		
Heating Zones	7-11 Zones		
Brand	Availble In Cloreen , EDI , Jyohoku , or Worldly		
Unwinder , Sandwich Unwinder , Rewinder (Shafted or Shaftless type)			
Material diameter	Ø600mm,Ø800mm,Ø1000mm		
Splicing	Manual or Auto splicing , Top/Bottom/Both		
Anchor Coating Unit			
Coating Method	Glossy or gravure coating roll		
Drying system	Doulbe side , Opened / Closed Type		
Drying Length	Designed according to runing speed required		
Lamination Unit (There Roll Pressing Type)			
Cooling Roll	Available in Mirror and Matt finished		
Silicon Rubber Roller	Available Range : Ø 260-Ø310 mm		
Backup Roller	Available Range : Ø 180-Ø260 mm		

Options

- ☐ Air cooling chiller
- ☐ Powder sprayer
- ☐ Antistatic device
- ☐ Coronn treater
- ☐ Dosing and mixing system
- ☐ Thickness control gauge system
- ☐ Automatic air gap adjustable device
- Drying system options:
Electricity , Thermal oil, Gas burner, Steam

(Must depend on relevant extrusion condition, such as material and extrusion thickness)

Extrusion coating/laminating machine is an exceptional masterpiece of WORLDLY. The machine is made to coat multi-materials and does great job on sandwich lamination with two sets of unwinding units and one extrusion unit. The machine temperature is instantly monitored using PID automatic temperature controller. Through a simple touch on the human machine interface screen panel, it is easy to adjust the thickness and speed of extrusion to achieve an appropriate complex coating ratio. The model also offers an additional option of using double T-die to provide double extrusion for production. Using top quality T-die supports for high efficiency in production as well as its long life expectancy.

